ML-DRIVEN SOLUTIONS FOR RESPONSIBLE DRIVING AND CLEANER AIR

Veena kumari pullemla[1],Nenavath ramulu[2],Varagani sirisha[3]

[1]Associate Professor,M.Tech.,BRILLIANT GRAMMAR SCHOOL EDUCATIONAL SOCIETY'S GROUP OF INSTITUTIONS-INTEGRATED CAMPUS

Abdullapurmet (v), hayath nagar (m), r.r dt. Hyderabad

[2]Assistant Professor,M.Tech.,BRILLIANT GRAMMAR SCHOOL EDUCATIONAL SOCIETY'S GROUP OF INSTITUTIONS-INTEGRATED CAMPUS

Abdullapurmet (V), Hayath Nagar (M), R.R Dt. Hyderabad

Department of CSE,

[3]UG Students, BRILLIANT GRAMMAR SCHOOL EDUCATIONAL SOCIETY'S GROUP OF INSTITUTIONS-INTEGRATED CAMPUS

Abdullapurmet (V), Hayath Nagar (M), R.R Dt. Hyderabad

ABSTRACT:

This project proposes a revolutionary solution to combat air pollution caused by vehicle emissions on roads. The system utilizes Air Quality Detection technology to continuously monitor car emissions, identifying vehicles that exceed emission limits. Through Instant Owner Notification, car owners are promptly informed when their emissions surpass the set limit, encouraging responsible action to reduce their carbon footprint. A Progressive Warning System with escalating consequences incentivizes compliance, and an upcoming Automated Engine Stop mechanism aims to enforce adherence to emission standards. The goal is to create a healthier tomorrow with cleaner air, leading to improved societal well-being.

Keywords: Air pollution, Vehicle emissions, Air Quality Detection, Responsible driving, Instant Owner Notification, Progressive Warning System, Automated Engine Stop, Clean air, Sustainability, Healthier society, Environmental impact.

I. INTRODUCTION

The popularization of vehicles in our daily life has been continuously enhanced with the expansion of urbanization around the world.

Gasoline-engine vehicles are the most popular and widely used type compared with new energy ones, and the pollution gases, such as carbon dioxide, carbon oxide, hydrocarbon, and oxynitride,

from vehicles have become the main contaminants in urban atmospheric pollution [1]. Efficient vehicle pollution detection therefore turns to be an emergency task which attracks more and more attention. Exhaust emission detection methods have evolved from periodic detection in the environmental monitoring station to daily road detection with remote sensing technology. This paper studies the vehicle emission detection in cities of China which is one of the largest developing countries.

In the USA, EPA (Environmental Protection Administration) proposed MOVES algorithm [2] to calculate the vehicle emission ratio in some fixed locations and periods of time. The Japanese government enforces the vehicle exhaust emission monitoring system in their country, and the emission behaviour of each vehicle in Japan can be checked on the official website of Japanese national transportation [3]. In order to rapidly capture the emission detection results, a French transport agency collects the emission pollution-related information from different places and puts them together to realize the sharing network for vehicle emission detection [4]. Related researches and works on this area started a bit later in China. In 2011, Cheng et al. [5] made systematic analysis for the harm caused by vehicle emission, verifying the necessities of exhaust emission controlling. Next year, Wu [6] collected the values of CO_2, HC, CO, and NO exhausted by 1092 vehicles in the Xian Yang city using simplified loaded mode. They established regression equations between the emission value and vehicle information and found that the average emission value was highly related with the vehicle acceptability and the age of the vehicle. Referring to the local standards, they further gave a systematic explanation for the rationalization of the local standard mean emission value based on their research. With the development of remote sensing technology, a large amount of practical exhaust emission data can be obtained by environmental protection agencies in China. This paper introduces data mining technology to these valuable data to explore efficient information in vehicle exhaust emission detection. This research has a huge potential contribution in promoting the environmental protection department's accurate assessment of unqualified vehicles and providing a theoretical basis for policymakers to learn from.

The first successful vehicle emissions demonstration system was probably an

across-road vehicle emissions remote sensing system (VERSS) proposed by Gary Bishop and colleagues in the University of Denver in the late 1980s [7, 8]. A liquid nitrogen cooled nondispersive infrared was the first instrument that can only measure CO and CO_2. In the next two decades, their team continuously refined the system: added hydrocarbon, H_2O, and NO channels to their NDIR system [9, 10], integrated an ultraviolet spectrophotometer and improved it to enhance NO measurement [11, 12], and removed the dependence on the liquid nitrogen cooling [13]. The Denver group designed another commonly used remote sensing device, known as fuel efficiency automobile test, providing some of the inchoate comments on across-road particulate measurement [14]. There are also many other sensing systems typically based on multiple spectrometric approaches proposed for detection of passing vehicle emissions [15–17]. More recently, Hager Environmental and Atmospheric Technologies introduced an infrared laser-based VERSS named Emission Detection and Reporting (EDAR) system, which incorporated several new functions, making it a particularly interesting system for vehicle emission detection.

Important information is buried in the vehicle emission remote sensing data. This paper exploits data mining methods to deal with the data and obtain valuable knowledge from them. There are three main directions in data mining: the improvements of classical data mining algorithms, ensemble learning algorithms, and data mining with deep learning. The improvements on classical algorithms are usually performed and employed in multiple application scenarios taking additional information into consideration. Ensemble learning is actually the integration of multiple learners with a certain structure which completes learning tasks by constructing and combining different learners. Its general structure can be concluded as follows: firstly, generate a set of individual learners and then combine them with some strategies. The combining strategies mainly include average method, voting method, and learning method. Bagging and boosting [18] are the most commonly used ensemble learning algorithms which improve the accuracy and robustness of prediction models. As the rapid development and popularization of deep learning, it plays more and more important roles in data learning with the support of big data and high-performance computing. Many traffic

engineering-related researches mainly focus on analyzing relevant data such as traffic diversion [19], traffic safety monitoring [20], engine diagnosis [21], road safety [22] and traffic accident [23], and remote sensing image processing [24–35], extracting useful information and digging out valuable knowledge. A few works are proposed in vehicle emission evaluation in data mining ways which is the key study subject in this paper. Xu et al. [36] used XgBoost to develop prediction models for CO2eq and PM2.5 emissions at a trip level. In [37], Ferreira et al. applied online analytical processing (OLAP) and knowledge discovery (KD) techniques to deal with the high volume of this dataset and to determine the major factors that influence the average fuel consumption and then classify the drivers involved according to their driving efficiency. Chen et al. [38] proposed a driving-events-based ecodriving behaviour evaluation model and the model was proved to be highly accurate (96.72%).

Relevant environmental policies have been introduced to define difficult limitation standards based on the vehicle fuel type and registration time in China. The vehicle license plate number, plate color, speed, acceleration, and VSP (vehicle specific power), etc., will be captured by the surveillance system when vehicles pass by the remote survey stations. The analysis for the smoke plume generated by gas emission is simultaneously conducted by laser gears at the stations, where the exhaust emission value can be calculated. With the fuel type and registration time information learned from vehicle plate numbers, it is able to obtain the gas emission standard value to judge whether the vehicle emission is eligible. However, register information of nonlocal vehicles and partial local vehicles is not recorded in the official database due to the limitation of environmental policies, which leads to the failure to provide the fuel type and registration time information for vehicle emission detection. According to the National Telemetry Standard in China, relevant departments will treat the information-missing vehicles as the diesel consumption ones, and this situation keeps the limitation criteria of the emission value of partial vehicles unknown, resulting in the evaluation for these vehicles being unable to carry on. Therefore, the precise information upon fuel types and registration time of vehicles is an essential prerequisite for finding out the pollution-exceeding vehicles. This paper adopts multiple data mining methods to learn the fuel type

and registration information of vehicles from remote sensing data and further utilize cascaded classified framework to make accurate prediction on vehicle emission-related information, providing valuable reference standards on evaluation of different vehicles.

II. LITERATURAL SURVEY

1.Synergetic effect of Pd addition on catalytic behavior of monolithic platinum-manganese-alumina catalysts for diesel vehicle emission control, S. A. Yashnik, S. P. Denisov, N. M. Danchenko, and Z. R. Ismagilov, The advanced diesel emission control catalyst Pt-Pd-MnOx-Al2O3 has been developed on the basis of the synergetic effect of Pt with Pd and manganese oxides observed in hydrocarbon and carbon monoxide oxidation reactions. This effect allows a decrease in the total loadings of Pt and Pd down to 0.52g/L in the monolithic catalyst, providing high activity in low temperature oxidation of light hydrocarbons and high thermal stability.The catalytic activity of Pt-Pd-MnOx-Al2O3 monolithic catalysts in butane oxidation and DIESEL tests depends on the Pt and Pd precursors, their individual loadings and their ratio (Pt/Pd). For a selected Pt precursor at its content 0.17g/L, the catalytic performance of Pt-Pd-MnOx-Al2O3 catalyst improves with an increase in Pd loading from 0 to 0.35g/L and is nearly constant at a higher Pd loading (0.70g/L). The most active monolithic Pt-Pd-MnOx-Al2O3 catalyst is prepared by using platinum-dinitrodiamine and palladium nitrate solutions as noble metal precursors.The catalytic activity in light hydrocarbon oxidation is shown to correlate with the RedOx properties of PdPt-MnOx-Al2O3 catalysts and the Pt-Pd particle size. The non-additive increase in the catalytic activity of bimetallic catalyst is suggested to connect with a formation of nanoscale PdO-PtOx particles on the surface of Mn3O4 and a modification of alumina structure by Mn3+ and PtPd cluster.

2.Comparison of the MOVES2010a, MOBILE6.2, and EMFAC2007 mobile source emission models with on-road traffic tunnel and remote sensing measurements,E. M. Fujita, D. E. Campbell, B. Zielinska et al., The Desert Research Institute conducted an on-road mobile source emission study at a traffic tunnel in Van Nuys, California, in August 2010 to measure fleet-averaged, fuel-based emission factors. The study also included remote sensing device (RSD) measurements by the University of Denver of 13,000 vehicles near the

tunnel. The tunnel and RSD fleet-averaged emission factors were compared in blind fashion with the corresponding modeled factors calculated by ENVIRON International Corporation using U.S. Environmental Protection Agency's (EPA's) MOVES2010a (Motor Vehicle Emissions Simulator) and MOBILE6.2 mobile source emission models, and California Air Resources Board's (CARB's) EMFAC2007 (EMission FACtors) emission model. With some exceptions, the fleet-averaged tunnel, RSD, and modeled carbon monoxide (CO) and oxide of nitrogen (NO_x) emission factors were in reasonable agreement (±25%). The nonmethane hydrocarbon (NMHC) emission factors (specifically the running evaporative emissions) predicted by MOVES were insensitive to ambient temperature as compared with the tunnel measurements and the MOBILE- and EMFAC-predicted emission factors, resulting in underestimation of the measured NMHC/NO_x ratios at higher ambient temperatures. Although predicted NMHC/NO_x ratios are in good agreement with the measured ratios during cooler sampling periods, the measured NMHC/NO_x ratios are 3.1, 1.7, and 1.4 times higher than those predicted by the MOVES, MOBILE, and EMFAC models, respectively, during high-temperature periods. Although the MOVES NO_x emission factors were generally higher than the measured factors, most differences were not significant considering the variations in the modeled factors using alternative vehicle operating cycles to represent the driving conditions in the tunnel. The three models predicted large differences in NO_x and particle emissions and in the relative contributions of diesel and gasoline vehicles to total NO_x and particulate carbon (TC) emissions in the tunnel.

3.Sensitivity and linearity analysis of ozone in East Asia: the effects of domestic emission and intercontinental transport, J. S. Fu, X. Dong, Y. Gao, D. C. Wong, and Y. F. Lam, In this study, ozone (O3) sensitivity and linearity over East Asia (EA) and seven urban areas are examined with an integrated air quality modeling system under two categories of scenarios: (1) The effects of domestic emission are estimated under local emission reduction scenarios, as anthropogenic NO(x) and volatile organic compounds (VOC) emissions are reduced by 20%, 50%, and 100%, respectively and independently; and (2) the influence of intercontinental transport is evaluated under Task Force

on Hemispheric Transport of Air Pollution (TF HTAP) emission reduction scenarios, as anthropogenic NO(x) emission is reduced by 20% in Europe (EU), North America (NA), and South Asia (SA), respectively. Simulations are conducted for January and July 2001 to examine seasonal variation. Through the domestic O3 sensitivity investigation, we find O3 sensitivity varies dynamically depending on both time and location: North EA is VOC limited in January and NO(x) limited in July, except for the urban areas Beijing, Shanghai, Tokyo, and Seoul, which are VOC limited in both months; south EA is NO(x) limited in both January and July, except for the urban areas Taipei, which is VOC-limited in both months, and Pearl River Delta, which is VOC limited in January. Surface O3 change is found to be affected more by NO(x) than by VOC over EA in both January and July. We also find different O3 linearity characteristics among urban areas in EA: O3 at Beijing, Tokyo, and Seoul shows a strong negative linear response to NO(x) emission in January; O3 at Shanghai, Pearl River Delta, and Taipei shows a strong positive response to VOC emission in both January and July. Through the long-range transport investigation, monthly O3 changes over EA resulting from different source regions indicate the largest source contribution comes from NA (0.23 ppb), followed by SA (0.11 ppb) and EU (0.10 ppb). All of the three regions show higher impacts in January than in July.

4.PM2.5 source apportionment in a French urban coastal site under steelworks emission influences using constrained non-negative matrix factorization receptor model, A. Kfoury, F. Ledoux, C. Roche, G. Delmaire, G. Roussel, and D. Courcot, The constrained weighted-non-negative matrix factorization (CW-NMF) hybrid receptor model was applied to study the influence of steelmaking activities on $PM_{2.5}$ (particulate matter with equivalent aerodynamic diameter less than 2.5 μm) composition in Dunkerque, Northern France. Semi-diurnal $PM_{2.5}$ samples were collected using a high volume sampler in winter 2010 and spring 2011 and were analyzed for trace metals, water-soluble ions, and total carbon using inductively coupled plasma – atomic emission spectrometry (ICP-AES), ICP - mass spectrometry (ICP-MS), ionic chromatography and micro elemental carbon analyzer. The elemental composition shows that NO_3^-, SO_4^{2-}, NH_4^+ and total carbon are the main $PM_{2.5}$ constituents. Trace metals

data were interpreted using concentration roses and both influences of integrated steelworks and electric steel plant were evidenced. The distinction between the two sources is made possible by the use Zn/Fe and Zn/Mn diagnostic ratios. Moreover Rb/Cr, Pb/Cr and Cu/Cd combination ratio are proposed to distinguish the ISW-sintering stack from the ISW-fugitive emissions. The a priori knowledge on the influencing source was introduced in the CW-NMF to guide the calculation. Eleven source profiles with various contributions were identified: 8 are characteristics of coastal urban background site profiles and 3 are related to the steelmaking activities. Between them, secondary nitrates, secondary sulfates and combustion profiles give the highest contributions and account for 93% of the $PM_{2.5}$ concentration. The steelwork facilities contribute in about 2% of the total $PM_{2.5}$ concentration and appear to be the main source of Cr, Cu, Fe, Mn, Zn.

OBJECTIVES:

- Develop a comprehensive system utilizing Air Quality Detection technology to continuously monitor and detect vehicle emissions on roads.
- Identify vehicles that exceed emission limits and implement an Instant Owner Notification mechanism to promptly inform car owners about their emissions' status.
- Encourage responsible driving behaviour and emission reduction among car owners through timely notifications, creating awareness about their carbon footprint.
- Introduce a Progressive Warning System with escalating consequences for non-compliance, incentivizing car owners to take necessary actions to reduce their emissions.

III.EXISTING SYSTEM

Environmental protection is a fundamental policy in many countries, where the vehicle emission pollution turns to be outstanding as a main component of pollutions in environmental monitoring. Remote sensing technology has been widely used on vehicle emission detection recently and this is mainly due to the fast speed, reality, and large scale of the detection data retrieved from remote sensing methods. In the remote sensing process, the information about the fuel

type and registration time of new cars and nonlocal registered vehicles usually cannot be accessed, leading to the failure in assessing vehicle pollution situations directly by analyzing emission pollutants.

Disadvantages

1. Manual analysis will not give better prediction
2. No machine learning algorithm were used

IV. PROPOSED SYSTEM

This paper adopts data mining methods to analyze the Vehicle emission data to vehicle emission. This paper takes full use of linear regression, random forest, KNN, XgBoost, to successfully make precise prediction for essential information and further employ them to an essential application: vehicle emission evaluation.

Advantages

1. We are using machine learning algorithms to analysis the data
2. Analyzing with multiple ML algorithms
3. Gives better prediction

V.IMPLEMENTATION

Admin Module:

The Admin module of the "ECO-Alert: Paving the Way for Responsible Driving and Cleaner Air using ML" project plays a crucial role in system management and oversight. Administrators have privileged access to the system, enabling them to monitor, configure, and maintain the platform effectively. Key functionalities include user management, where administrators can add, modify, or remove user accounts, ensuring a secure and controlled access environment. The Admin module also oversees data collection, storage, and preprocessing procedures, ensuring the integrity and quality of input data for the machine learning models. Additionally, administrators have the authority to adjust system parameters, update model configurations, and manage alerts to enhance the overall efficiency and performance of the ECO-Alert system.

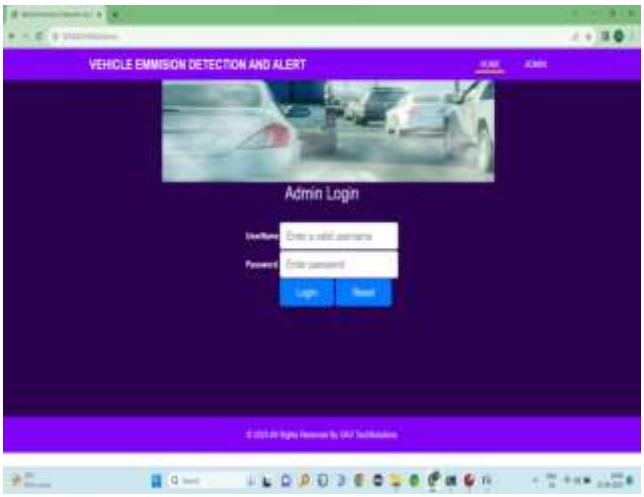

User Module:

The User module is designed to provide an interactive and informative experience for individuals leveraging the ECO-Alert system. Users can input data related to their driving behavior, vehicle emissions, and other relevant factors through a user-friendly interface. The module involves data reading, where users can upload driving data and contribute to the collective dataset. Preprocessing functionalities are embedded to ensure that the user-contributed data aligns with the system requirements, guaranteeing accuracy and reliability. The User module also facilitates real-time feedback on driving practices, emissions, and the environmental impact of individual journeys. Users receive alerts and recommendations based on the machine learning models, encouraging responsible driving habits and contributing to cleaner air. Additionally, the module allows users to track their environmental footprint over time, fostering a sense of accountability and awareness regarding the environmental impact of their driving choices.

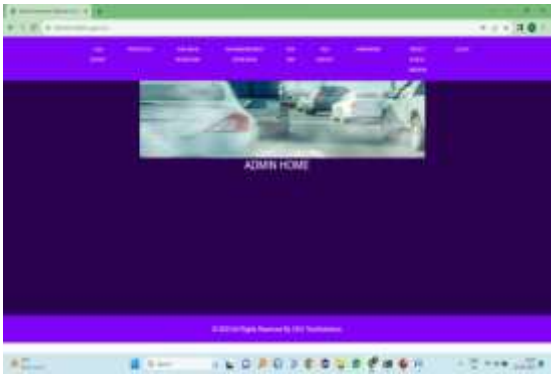

The core functionalities of data reading, preprocessing, and model building form the backbone of the ECO-Alert project. The system reads data from various sources, including user inputs and external environmental data.

The data preprocessing stage involves cleaning, formatting, and standardizing the data to ensure consistency and eliminate any anomalies. Feature engineering techniques may be applied to extract relevant information for model input.

The heart of the project lies in model building, where machine learning algorithms are trained on the preprocessed data to predict and analyze driving behavior and environmental impact.

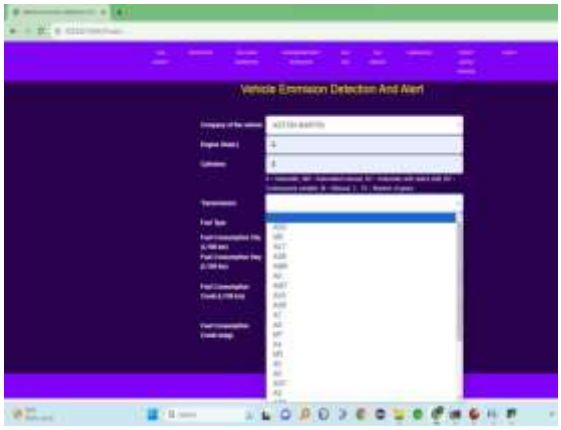

Supervised learning techniques, potentially utilizing regression or classification models, can be employed to predict emissions and assess the eco-friendliness of driving habits. The integration of advanced machine learning models enables the ECO-Alert system to provide personalized feedback, generate alerts, and contribute to a collective effort in promoting responsible driving practices for a cleaner and healthier environment.

VI. CONCLUSION

Environmental protection has been a hot topic in academic and industrial communities. This paper focuses on predicting the missing basic information of vehicles from telemetry data to monitor the vehicle emission. A variety of data mining methods are adopted to perform predictions based on the vehicle telemetry data provided by an environmental protection agency in a certain city and successfully made precise inferences on fuel type and gasoline-powered vehicle registration time. In the prediction for the registration time of diesel vehicles, the prediction accuracy rate just reaches about 70% due to the fact that the division of registration time is artificially controlled and the status of different vehicles varies a lot for different users. Further work will be

carried out on the basis of more related data and improved algorithms to make more precise prediction on the vehicle emission-related information.

VII. REFERENCES

1. S. A. Yashnik, S. P. Denisov, N. M. Danchenko, and Z. R. Ismagilov, "Synergetic effect of Pd addition on catalytic behavior of monolithic platinum-manganese-alumina catalysts for diesel vehicle emission control," *Applied Catalysis B: Environmental*, vol. 185, no. 15, pp. 322–336, 2016.
View at: Publisher Site | Google Scholar
2. E. M. Fujita, D. E. Campbell, B. Zielinska et al., "Comparison of the MOVES2010a, MOBILE6.2, and EMFAC2007 mobile source emission models with on-road traffic tunnel and remote sensing measurements," *Journal of the Air & Waste Management Association*, vol. 62, no. 10, pp. 1134–1149, 2012.
View at: Publisher Site | Google Scholar
3. J. S. Fu, X. Dong, Y. Gao, D. C. Wong, and Y. F. Lam, "Sensitivity and linearity analysis of ozone in East Asia: the effects of domestic emission and intercontinental transport," *Journal of the Air & Waste Management Association*, vol. 62, no. 9, pp. 1102–1114, 2012.
View at: Publisher Site | Google Scholar
4. A. Kfoury, F. Ledoux, C. Roche, G. Delmaire, G. Roussel, and D. Courcot, "PM2.5 source apportionment in a French urban coastal site under steelworks emission influences using constrained non-negative matrix factorization receptor model," *Journal of Environmental Sciences*, vol. 40, pp. 114–128, 2016.
View at: Publisher Site | Google Scholar
5. Y. Cheng, *Comparative Study on Sino-US Control Systems of Motor Vehicle Exhaust Pollution*, China University of Geosciences, Beijing, China, 2011.
6. X. Wu, *Detection and Standard Revision of Exhaust Pollutants by Acceleration Simulation Mode for In-Use Gasoline Vehicle*, Chang'an University, Xi'an, China, 2012.
7. G. A. Bishop, J. R. Starkey, A. Ihlenfeldt, W. J. Williams, and D. H. Stedman, "IR long-path photometry: a remote sensing tool for automobile emissions," *Analytical Chemistry*, vol. 61, no. 10, pp. 671A–677A, 1989.
View at: Publisher Site | Google Scholar
8. R. D. Stephens and S. H. Cadle, "Remote sensing measurements of carbon monoxide emissions from on-road vehicles," *Journal of the Air & Waste Management Association*, vol. 41, no. 1, pp. 39–46, 1991.

View at: Publisher Site | Google Scholar

9. D. H. Stedman, G. Bishop, and S. McLaren, , 1995, Alexandria, VA, USA, US Patent and Trademark Office, US Patent No. 5,401,967.

10. P. L. Guenther, D. H. Stedman, G. A. Bishop, S. P. Beaton, J. H. Bean, and R. W. Quine, "A hydrocarbon detector for the remote sensing of vehicle exhaust emissions," *Review of Scientific Instruments*, vol. 66, no. 4, pp. 3024–3029, 1995.

View at: Publisher Site | Google Scholar